


# Installation Instructions for Roush Mustangs and Ford Racing 2011 and up

## Step 1:

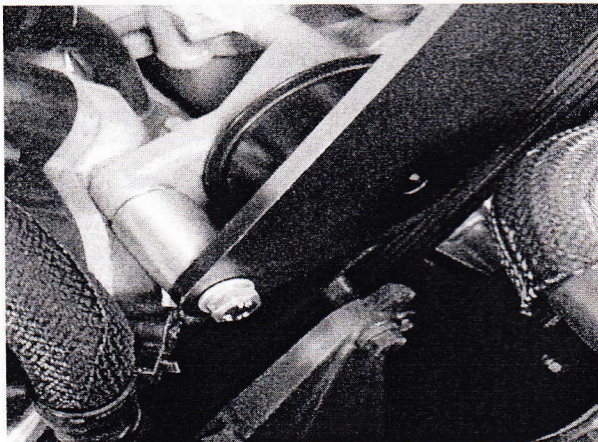
Place breaker bar into stock tensioner.

Take bolt out of the idler pulley and the one to the left of it out.




## Step 2:

Place the far left spacer and plate then install this bolt. Hand tighten so the plate will move.




## Step 3:

While the left bolt is loose, install the right bolt spacer. While pushing the breaker bar down install the right bolt.



**Step 4:**  
Tighten up the bolts



**Step 5:**  
Now release the breaker bar.

