




Battery Cover Installation (S96 – '05-'09)




1. Remove the factory positive terminal boot.




2. Press down on the positive cable end to bend down slightly.



3. Clean the surface of the battery to remove any wax/grease/grime in order to ensure the best possible adhesion of the Velcro strips



4. Remove the backing from one side of each Velcro pair and stick to the battery cover. Press firmly to ensure proper adhesion.



5. Remove the remaining backing from the Velcro and install Battery Cover by placing it over the battery and pressing firmly.

**Cover Installation Instructions &
Industrial Velcro Strips**

