

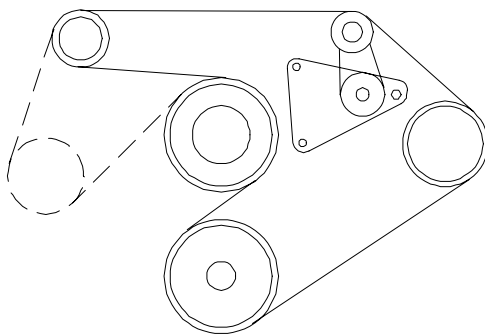
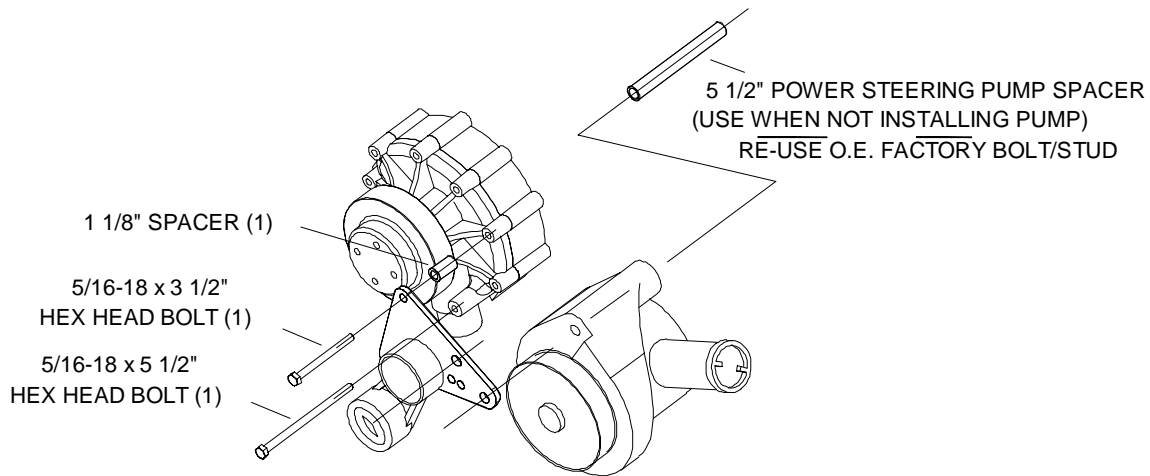
Instructions for  
**A/C ELIMINATOR BRACKET**  
**TFS-51500600**

Thank you for purchasing one of our A/C eliminator brackets. The installation requires the relocation of the stock idler/belt tensioner assembly, prior to installation it is suggested that the tensioner assembly be inspected and replaced if needed. Be sure to read through the safety notice and study the diagrams below for correct serpentine belt routing.

**Safety Notice**

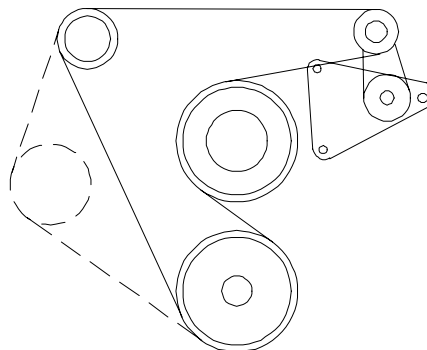
**A/C systems are under high pressure. You must have the system evacuated/discharged by a certified air conditioning system technician, before disassembling any components.**

Note: Our A/C eliminator bracket, can be installed with or without a power steering pump.  
 See diagram below.



WITH POWER STEERING

GOODYEAR BELT #S  
 W/ AIR PUMP 4060860  
 W/O AIR PUMP 4060735



WITHOUT POWER STEERING

GOODYEAR BELT #S  
 W/O AIR PUMP 4060592

Trick Flow Specialties  
**1-330-630-1555**